


LED Wall Light Elipse



SPECIFICATIONS


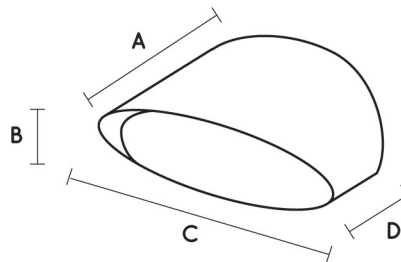
- Materials:** Casing: Copper plated over 316 Marine Grade Stainless Steel. The finish will age the same as solid copper
Face: Weatherproof premium quality acrylic
- Input:** Low Voltage 12 V DC (regulated)
- Weatherproof Rating:** IP 68
- Warranty:** 3 years for electrics.
10 years for Copper casing
- LED type:** State of art NICHIA 5mm
Lights are polarity sensitive
- Colours:** Cool White Typical 5300 K
Warm White Typical 3000 K
- Wiring:** 240V to the transformer, low voltage to the fitting. If more than one item is wired they must be connected in parallel



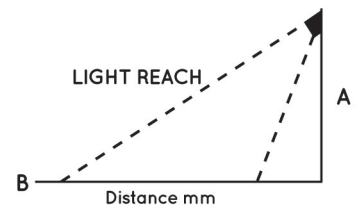
Model shown:
LTWEM12

FEATURES

- Energy efficient
- 80000+ Hours
- No globes to change
- Ambient light
- Solid state technology
- Non corrosive
- No condensation
- Ideal for coastal environment
- No UV to attract insects
- Cool to touch
- Easy to install, easy to move



Height mm	Reach mm
A	B
500	2000
750	4000



This light system contains non replaceable parts. Do not attempt to force open the light.

Indoor / Outdoor

model	dimensions				current	current	lens
	A	B	C	D	watts	mA(max)	degrees
LTWEL12	80mm	42mm	75mm	20mm	1	80	120

Note: 1 Amp = 1000 milliamps (mA).

Polarity sensitive.

AUSTRALIAN MADE

1300 384 860
 75a Bondi Road, Bondi
 NSW 2026 Australia
 info@bondilights.com.au
 bondilights.com.au

Specifications subject to change without notice